









Ink Modifiers

Issue		Additive	Qualities	Use
Ink is too stiff		Hanco Setswell Compound	A wax-like material made from soy. It is an excellent modifier for etching and relief inks and reduces tack. We suggest using no more than 10% by volume.	<p>Helps trap lithographic & relief inks when overprinting, and reduces marking in large flats.</p> <p>Keeps ink layers open, able to accept and trap subsequent ink layers. Controls Tack.</p>
		Graphic Chemical Sureset Compound		<p>Color printing: By adding Sureset Compound in the first colors printed, the artist is able to keep those colors open for trapping of colors printed later.</p> <p>Relief: Common tack control ink conditioner.</p>
		Graphic Chemical Easy Wipe	Made from various greases, Easy Wipe is an inexpensive ink modifier that allows for greater control of the distribution and wiping of etching inks. No more than 15% by volume should be added to your ink.	<p>Primarily used for intaglio & collagraph work.</p> <p>Makes wiping the plate easier. Compound is essentially a tack reducer which does not affect the color or light fastness of an ink.</p>
		Hanco Wonder Gel (MS-1175)	<p>Wonder Gel is a non-greasy tack reducer.</p> <p>Reduces roller marks and paper cling. Won't change ink color.</p> <p>For reducing the body and tack of oil based printing inks. Add 5-10% by volume for most applications.</p>	<p>1-Intaglio: Makes hard-to-wipe etching inks easier to wipe.</p> <p>2-In litho inks, it decreases tack without increasing greasiness. (This is helpful when printing large flats that tend to show roller marks.)</p> <p>3-When added to relief inks, it reduces the tendency of soft papers (like traditional Japanese) to stick to the wood or linoleum.</p>

		<p>Burnt Plate Oil</p> <p>#0000 very thin #00 thin #3 medium thick #5 thick #7 very thick</p>	<p>The most common modifier for etching inks, Burnt Plate Oils are made by slowly heating pure linseed oil for varying periods of time, depending on the desired body. (The longer it's heated, the more the oil thickens.) The Light Oil 00 is useful for reducing the tack of inks.</p>	<p>Add a few drops to ink, if ink is overly stiff in order to loosen it up.</p> <p>It can be added to inks to increase adhesion, particularly when broken traces are experienced in printing.</p>
<p>Ink is too loose</p>		<p>Magnesium carbonate</p>	<p>A white inert pigment used to add body to ink.</p>	<p>Add small amounts at a time to stiffen ink.</p>
<p>Ink needs to dry faster</p>		<p>Cobalt drier</p>	<p>Cobalt drier is used to speed the drying time of inks when you need to run multiple color prints in faster sequence.</p>	<p>Add only 1-2 drops to speed up drying time.</p>
<p>Ink needs to be very loose</p>		<p>Flash Oil</p>	<p>Flash Oil is used to reduce the tack in etching inks. It is clear and non-yellowing. Because it is high in wetting strength, only a few drops are required to reduce most inks</p> <p>Unlike most modifiers, this oil dries by evaporation, thus reducing the danger of contaminating the paper. Ink modified with Flash Oil 470 slowly returns to its original state as the oil evaporates during usage.</p>	<p>Often used for collagraph and monotype printing.</p>
<p>Reduce shine in ink</p>		<p>Dullit</p>	<p>Used to take the shine down when mixed with ink.</p>	

Ink needs
Transparency



Tint Base or
Transparent Base

Add to ink for transparent color.